



Product advertisement - for professional investors only

29 August 2025

Past performance does not predict future returns. Where fund units are denominated in a currency that is foreign to the investor, returns may increase or decrease as a result of currency fluctuations.



Best Absolute Return EUR
Medium | Fund Over 3 Years
| Anteilsklasse P

Fund performance

The Assenagon Balanced EquiVol ended the month with a performance of 0.92%. The equity portfolio contributed 0.08% (in EUR) and the volatility strategy contributed 0.84%.

The equity portfolio has an average ESG-Rating of A, an improvement of 5.3% compared to the global stock market based on the ESG score. The carbon footprint is currently at 61 tonnes of CO₂ emissions per USD 1 million in revenue, 34.6% lower than the global stock market.

The equity portfolio currently consists of 786 positions and the dividend yield is 1.70%. The equity portfolio is allocated in the following regions: 72% in the US, 16% in Europe, 6% in Japan and 5% in other developed countries.

Last month, the volatility strategy had an average investment ratio of approximately 266%. At the end of the month, the investment ratio stood at 279%. If the long volatilities rise by 1 volatility percentage point relatively to the corresponding short index volatilities, this results in a performance contribution of approx. 2.79%.

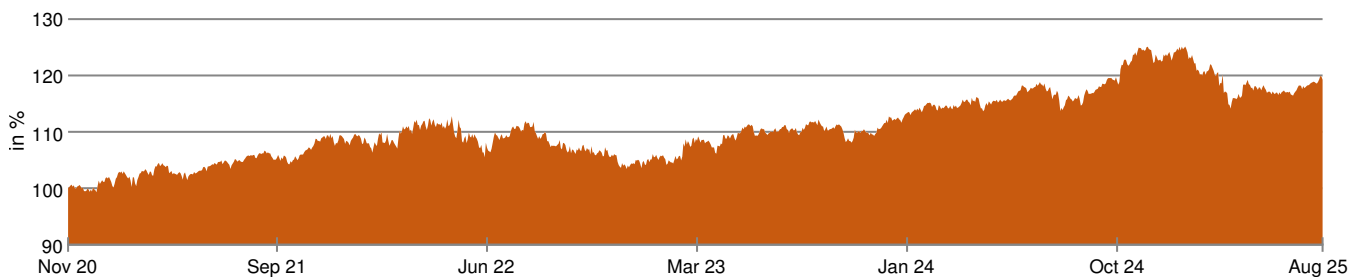
Current fund data

Share class	I – Institutional
Launch date	24 November 2020
NAV	EUR 1,142.40
Fund volume	EUR 58.67 mn
Minimum initial investment	None
Use of income	Distribution
Management fee	0.55% p.a.
Performance fee	None
Taxe d'abonnement	0.01% p.a.
Total Cost	0.98% p.a. (01.04.24 – 31.03.25)
Front load	None
SRI	3
SFDR classification	Article 8
German securities identification number (WKN)	A2QF5X
ISIN	LU2249890836
VaR*	-10.46%
Volatility p.a.	7.95%

* 99% confidence level, 1 month holding period, 1 year hist.

Performance Assenagon Balanced EquiVol (I)

All (24.11.20 – 29.08.25)



Performance data*

Timeframe	Month	YTD	1 year	3 years	5 years	10 years	All	2024	2023	2022
Annualised	–	–	2.89%	2.79%	–	–	3.76%	9.02%	8.52%	-5.04%
Absolute	0.92%	-2.80%	2.89%	8.60%	–	–	19.25%	9.02%	8.52%	-5.04%

* BVI method



Product advertisement - for professional investors only

29 August 2025

Investment objective

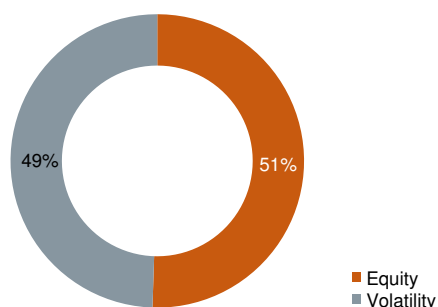
The Assenagon Balanced EquiVol aims to generate a positive return in the medium term by investing in equity and volatility markets.

Investment strategy

In order to achieve the investment objective, the fund combines an equity strategy, as well as a volatility strategy. In the medium term, a balanced weighting between both strategies is targeted. The equity strategy invests systematically in global equity markets based on market capitalisation. ESG criteria are actively taken into account in the investment process, particularly with regard to improving the ESG scores and significantly reducing the carbon footprint compared to the overall market. The volatility strategy uses volatility as a source of return and aims to achieve positive returns particularly in market phases with increased volatility. The fund is actively managed and is not linked to a benchmark.

Portfolio overview

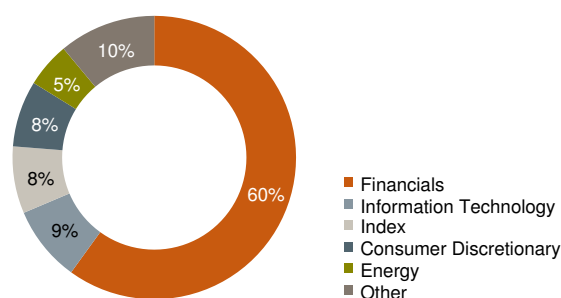
Current allocation in the fund



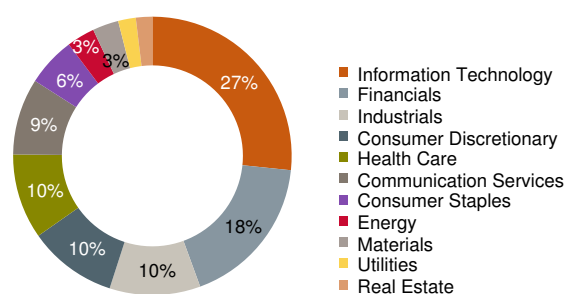
Shares TOP 10 – Current month

Name	Weight	Country	Sector
NVIDIA Corp	5.50%	United States	Information Technology
Microsoft Corp	4.58%	United States	Information Technology
Apple Inc	4.46%	United States	Information Technology
Alphabet Inc	2.98%	United States	Communication Services
Amazon.com Inc	2.78%	United States	Consumer Discretionary
Meta Platforms Inc	1.98%	United States	Communication Services
Broadcom Inc	1.65%	United States	Information Technology
Tesla Inc	1.17%	United States	Consumer Discretionary
JPMorgan Chase & Co	1.00%	United States	Financials
Berkshire Hathaway Inc	0.83%	United States	Financials

Current sector allocation – Volatility



Current sector allocation – Equity portfolio



Assenagon Balanced EquiVol

Equity – Global



+49 89 519966-400
sales@assenagon.com

Product advertisement - for professional investors only

29 August 2025

Assenagon Balanced EquiVol

Rewards	Risks
<ul style="list-style-type: none"> • Possibility of additional return through individual value analysis and active fund management. • Diversification across numerous individual securities. • High long-term return potential of stocks. • Possible additional return through the use of a volatility strategy. 	<ul style="list-style-type: none"> • No guarantee of success for individual security analysis and active fund management. • Possibly less participation in the development of individual securities. • High volatility of individual stocks, possible price losses. The volatility (fluctuation in value) of the fund unit value may increase. • Risk of losses due to the volatility strategy.

For explanations of the technical terms used, please visit our glossary at <https://www.assenagon.com/en/glossary>.

Management Company: Assenagon Asset Management S.A., Aerogolf Center, 1B Heienhaff, 1736 Senningerberg, Luxembourg, www.assenagon.com

This is a marketing communication. Please refer to the prospectus of the fund and to the key information document or key investor information document before making any final investment decisions. The past performance of the strategy is not a reliable indicator of its future performance and does not guarantee future success. All information serves solely to support your independent investment decisions, which should take into account, in particular, all the characteristics or objectives of the promoted fund as disclosed in the sales documents, and does not represent a personal recommendation, nor an investment recommendation or investment strategy recommendation on the part of the issuing management company Assenagon Asset Management S.A. Assenagon cannot guarantee the correctness, completeness or accuracy of the information. Any liability arising from this document is therefore completely excluded. The only documents deemed binding are the prospectus and the current annual and semi-annual reports as well as for UCI funds the key information document or key investor information document, which can be requested in German free of charge from the management company at www.assenagon.com, or from the distribution, paying or information agents. A summary of investor rights is available at www.assenagon.com/fileadmin/footer/Assenagon_Complaints_Handling_Policy.pdf. The fund's net asset value may be subject to fluctuation. The full prospectus contains comprehensive risk information in that respect. All information is subject to change at any time without prior notice. The management company may revoke distribution licenses of individual funds and sub-funds at any time at its own discretion in compliance with the legal requirements. Information on sustainability-relevant aspects, if applicable, is provided at www.assenagon.com/en/funds. The information was examined only for compliance with Luxembourg and German law. In some jurisdictions, the dissemination of such information may be subject to legal restrictions. The preceding information is thus not intended for natural or legal persons who have their residence or registered office in a jurisdiction that restricts dissemination of information of this type. Natural or legal persons who have their residence or registered office in a foreign jurisdiction should seek information on such restrictions and observe them accordingly. In particular, the information contained in this document is not intended for citizens of the UK (except for, respectively, A. information that may be provided on the basis of a license for distribution of the respective product and B. a person in relation to whom exemptions under the Financial Services and Markets Act 2000 (Financial Promotions) Order 2005 (the "Order") apply. Relevant exemptions under the Order include, but are not limited to, Article 49 of the Order (high net worth companies)). The information contained in this document is also not intended for any resident of the United States or any other person deemed to be a "US person" as defined in Rule 902 of Regulation S under the US Securities Act of 1933, as amended, and this document does not purport to be an offer or sale of any interest in an Assenagon-managed fund to any such US person. No US federal or state securities commission or regulatory authority has confirmed the accuracy or determined the adequacy of this presentation or any other information provided or made available to investors. Any representation to the contrary is a criminal offense. For information on data protection, see the full prospectus.

With regards to Morningstar Ratings (www.morningstar.com), the following applies:

©2025 Morningstar, Inc. All rights reserved. The information contained herein: (1) is proprietary to Morningstar and/or its content providers; (2) may not be copied or distributed; and (3) is not warranted to be accurate, complete, or timely. Neither Morningstar nor its content providers are responsible for any damages or losses arising from any use of this information. Past performance is no guarantee of future results.

With regards to MSCI ESG Fund Ratings (www.msci.com/our-solutions/esg-investing/esg-ratings), the following applies:

MSCI ESG Research LLC's ("MSCI ESG") Fund Metrics and Ratings (the "Information") provide environmental, social and governance data with respect to underlying securities within more than 31,000 multi-asset class Mutual Funds and ETFs globally. MSCI ESG is a Registered Investment Adviser under the Investment Advisers Act of 1940. MSCI ESG materials have not been submitted to, nor received approval from, the US SEC or any other regulatory body. None of the Information constitutes an offer to buy or sell, or a promotion or recommendation of, any security, financial instrument or product or trading strategy, nor should it be taken as an indication or guarantee of any future performance, analysis, forecast or prediction. None of the Information can be used to determine which securities to buy or sell or when to buy or sell them. The Information is provided "as is" and the user of the Information assumes the entire risk of any use it may make or permit to be made of the Information.

MSCI ESG Research LLC's ("MSCI ESG") Fund Metrics products (the "Information") provide environmental, social and governance data with respect to underlying securities within more than 23,000 multi-asset class Mutual Funds and ETFs globally. MSCI ESG is a Registered Investment Adviser under the Investment Advisers Act of 1940. MSCI ESG materials have not been submitted to, nor received approval from, the US SEC or any other regulatory body. None of the Information constitutes an offer to buy or sell, or a promotion or recommendation of, any security, financial instrument or product or trading strategy, nor should it be taken as an indication or guarantee of any future performance, analysis, forecast or prediction. None of the Information can be used to determine which securities to buy or sell or when to buy or sell them. The Information is provided "as is" and the user of the Information assumes the entire risk of any use it may make or permit to be made of the Information.

With regards to LSEG Lipper, the following applies:

The LSEG Lipper Fund Awards, granted annually, highlight funds and fund companies that have excelled in delivering consistently strong risk-adjusted performance relative to their peers.

The LSEG Lipper Fund Awards are based on the Lipper Leader for Consistent Return rating, which is an objective, quantitative, risk-adjusted performance measure calculated over 36, 60 and 120 months. The fund with the highest Lipper Leader for Consistent Return (Effective Return) value in each eligible classification wins the LSEG Lipper Fund Award. For more information, see lipperfundawards.com. Although LSEG Lipper makes reasonable efforts to ensure the accuracy and reliability of the data used to calculate the awards, their accuracy is not guaranteed.

In Bezug auf Citywire gilt:

Citywire information is proprietary and confidential to Citywire Financial Publishers Ltd ("Citywire"), may not be copied and Citywire excludes any liability arising out of its use. Citywire Fund Manager Ratings and Citywire Rankings are proprietary to Citywire and ©Citywire 2025. All rights reserved.