



Product advertisement

30 June 2025

Past performance does not predict future returns. Where fund units are denominated in a currency that is foreign to the investor, returns may increase or decrease as a result of currency fluctuations.



Mixed Assets Conservative
EUR | Platinum Rated by ©
Citywire 2017 – 2024



WirtschaftsWoche | Beste
Vermögensverwalter 2025



SZ Institut | Top Mischfonds
2025 | Anteilsklasse P



Best Mixed Asset | EUR
Cons Global Over 5 Years
2025 | Anteilsklasse P



Multi asset funds
conservative | 5 years: 2.
place | Anteilsklasse P



Fund of Funds | Best
Performing Fund over 5 & 7
Years

Fund performance

The equity investments are spread globally across various investment themes and strategies, which we complement with highly liquid derivatives (futures and options). The allocation to equities (incl. option strategies) was increased from about 42% to 43% during the month. From a regional point of view, we focus on North America, Europe and Emerging Markets. The equity allocation had a positive influence on the fund performance in June.

In the credit space we increased our allocation from about 36% at the end of May to about 38% at the end of this month. The sensitivity to interest rate changes (duration) of our fund (on a portfolio basis) was approximately 1.82 years. Our fixed income investments delivered a positive contribution to performance.

Absolute return positions (predominantly market neutral) are spread across various strategies from the areas of equity long/short, volatility, event-driven/merger arbitrage and global macro. Compared to the previous month, we have not significantly altered the weighting. On a monthly basis, this area provided immaterial performance contribution.

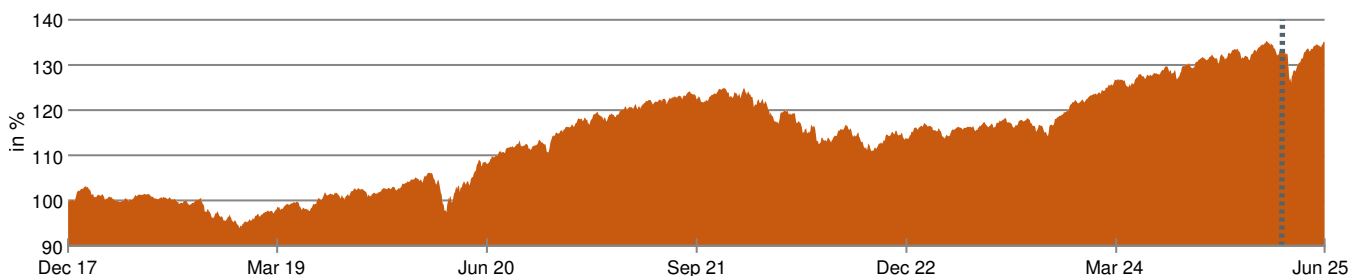
Current fund data

Share class	R CHF – Private clients
Launch date	21 March 2025
NAV	CHF 50.77
Fund volume	EUR 712.37 mn
Minimum initial investment	None
Use of income	Distribution
Management fee	0.70% p.a.
Performance fee	10% of the performance that exceeds 2.5% p.a.
Taxe d'abonnement	0.05% p.a.
Total Cost	Total Costs for new launched classes will be published once an adequate cost history has been achieved.
Front load	None
SRI	2
SFDR classification	Article 8
German securities identification number (WKN)	A140L0
ISIN	LU1297483114
VaR*	-7.08%
Volatility p.a.	4.72%

* 99% confidence level, 1 month holding period, 1 year hist.

Performance Assenagon I Multi Asset Conservative (R CHF)**

All (13.12.17 – 30.06.25)



Performance data*,**

Timeframe	Month	YTD	1 year	3 years	5 years	10 years	All	2024	2023	2022
Annualised	–	–	5.71%	6.10%	4.50%	–	4.13%	7.63%	7.42%	-8.84%
Absolute	1.26%	2.90%	5.71%	19.45%	24.65%	–	35.76%	7.63%	7.42%	-8.84%

* BVI method

** The performance prior to 21.03.2025 has been simulated based on the performance of Assenagon I Multi Asset Conservative (R).

Assenagon I Multi Asset Conservative

Multi Asset – Global



+49 89 519966-400
sales@assenagon.com

Product advertisement

30 June 2025

Investment objective

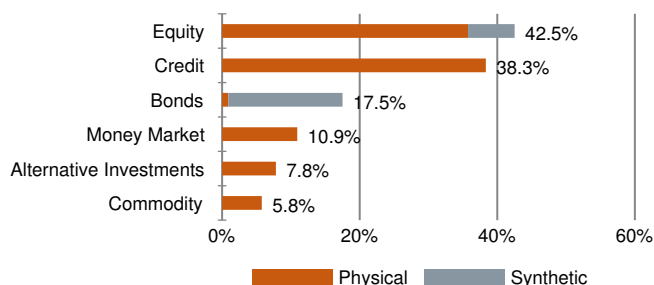
The Assenagon I Multi Asset Conservative aims to generate sustainable capital growth through flexible investments in various asset classes and investment instruments. The objective of the multi asset approach is to participate in the appreciation of a broad spectrum of promising asset classes over the medium term to as well as to outperform similar defensive multi asset strategies. The strategy targets long-term fund price volatility between 3% and 6%. The fund aims to annually distribute approximately 2.5% based on the unit value at the beginning of the year in this share class. No guarantee can be given that the fund price volatility will not exceed the above limits, nor can any guarantee be given as to the amount or regularity of distributions.

Investment strategy

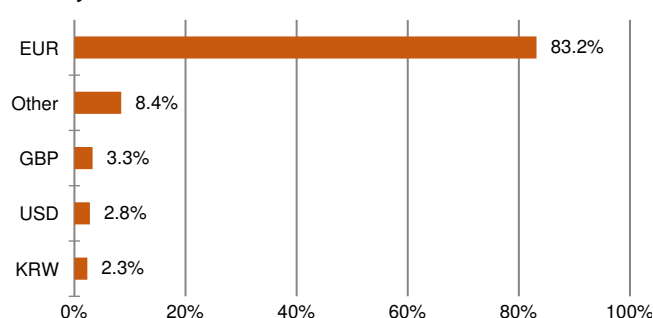
The portfolio management team invests in the international equity, bond, credit, money, commodity and currency markets, with a maximum physical equity exposure of 40%. The team selects asset classes or specific segments from this broad asset class universe on a discretionary basis. Whether ETFs, ETPs, mutual funds, derivatives or individual securities: the portfolio management team always seeks to use the optimal instrument. The fund may be positioned in such a way that it can benefit from both rising prices of a "long" investment or falling prices of a "short" investment. Furthermore, the portfolio management team may also invest in investment strategies that pursue investments or income objectives that are correlated as little as possible with developments of traditional capital markets. The fund is actively managed and is not linked to a benchmark.

Portfolio overview

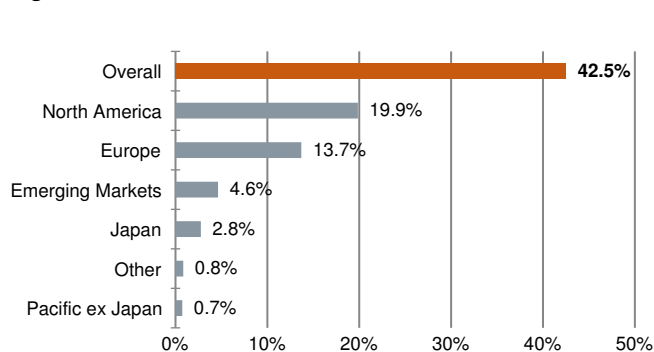
Asset classes



Currency allocation



Regional allocation



TOP 10 investment themes – Current month

Name	Asset class	Weight
Invesco Physical Gold ETC	Commodity	5.58%
Amundi S&P 500 II UCITS ETF	Equity	5.25%
Wellington Strategic European	Equity	5.05%
Man Funds PLC - Man Global Inv	Credit	4.98%
Amundi Euro Liquidity Select	Money Market	4.94%
Xtrackers S&P 500 Swap UCITS E	Equity	4.72%
Man Funds PLC - Man Euro Corpo	Credit	4.37%
Flossbach von Storch Bond Oppo	Credit	3.57%
PIMCO Funds: Global Investors	Credit	3.42%
Man Funds VI PLC - Man High Yi	Credit	3.17%

Source: Morningstar Direct, own calculations

Assenagon I Multi Asset Conservative

Multi Asset – Global



+49 89 519966-400
sales@assenagon.com

Product advertisement

30 June 2025

Assenagon I Multi Asset Conservative

Rewards	Risks
<ul style="list-style-type: none"> • Possibility of additional return through individual value analysis and active fund management. • Diversification across numerous individual securities and investment themes. • Flexible investment policy with the use of different asset classes and instruments with high potential and without benchmark orientation. • Additional return potential through the possible use of derivatives. 	<ul style="list-style-type: none"> • No guarantee of success for individual security analysis and active fund management. • Possibly less participation in the development of individual securities. • Risk of high volatility of different asset classes, possible price losses. The volatility (fluctuation in value) of the fund unit value may increase. • Using derivatives may lead to increased volatility.

For explanations of the technical terms used, please visit our glossary at <https://www.assenagon.com/en/glossary>.

Management Company: Assenagon Asset Management S.A., Aerogolf Center, 1B Heienhaff, 1736 Senningerberg, Luxembourg, www.assenagon.com

This is a marketing communication. Please refer to the prospectus of the fund and to the key information document or key investor information document before making any final investment decisions. The past performance of the strategy is not a reliable indicator of its future performance and does not guarantee future success. All information serves solely to support your independent investment decisions, which should take into account, in particular, all the characteristics or objectives of the promoted fund as disclosed in the sales documents, and does not represent a personal recommendation, nor an investment recommendation or investment strategy recommendation on the part of the issuing management company Assenagon Asset Management S.A. Assenagon cannot guarantee the correctness, completeness or accuracy of the information. Any liability arising from this document is therefore completely excluded. The only documents deemed binding are the prospectus and the current annual and semi-annual reports as well as for UCI funds the key information document or key investor information document, which can be requested in German free of charge from the management company at www.assenagon.com, or from the distribution, paying or information agents. A summary of investor rights is available at www.assenagon.com/fileadmin/footer/Assenagon_Complaints_Handling_Policy.pdf. The fund's net asset value may be subject to fluctuation. The full prospectus contains comprehensive risk information in that respect. All information is subject to change at any time without prior notice. The management company may revoke distribution licenses of individual funds and sub-funds at any time at its own discretion in compliance with the legal requirements. Information on sustainability-relevant aspects, if applicable, is provided at www.assenagon.com/en/funds. The information was examined only for compliance with Luxembourg and German law. In some jurisdictions, the dissemination of such information may be subject to legal restrictions. The preceding information is thus not intended for natural or legal persons who have their residence or registered office in a jurisdiction that restricts dissemination of information of this type. Natural or legal persons who have their residence or registered office in a foreign jurisdiction should seek information on such restrictions and observe them accordingly. In particular, the information contained in this document is not intended for citizens of the UK (except for, respectively, A. information that may be provided on the basis of a license for distribution of the respective product and B. a person in relation to whom exemptions under the Financial Services and Markets Act 2000 (Financial Promotions) Order 2005 (the "Order") apply. Relevant exemptions under the Order include, but are not limited to, Article 49 of the Order (high net worth companies)). The information contained in this document is also not intended for any resident of the United States or any other person deemed to be a "US person" as defined in Rule 902 of Regulation S under the US Securities Act of 1933, as amended, and this document does not purport to be an offer or sale of any interest in an Assenagon-managed fund to any such US person. No US federal or state securities commission or regulatory authority has confirmed the accuracy or determined the adequacy of this presentation or any other information provided or made available to investors. Any representation to the contrary is a criminal offense. For information on data protection, see the full prospectus.

Additional information for investors in Switzerland

The investment fund described in this document is a Luxembourg investment fund with various sub-funds which has been approved by FINMA for marketing in Switzerland to qualified and non-qualified investors. Representative and paying agent in Switzerland is REYL & CIE S.A., 4, rue du Rh ne, 1204 Geneva, Switzerland. The fund's brochure, key information document or key investor information document and management regulations including special regulations as well as its annual report and semi-annual report are available free of charge in German from the representative. For shares distributed in Switzerland or from Switzerland, the place of performance and place of jurisdiction is the registered office of the representative.

With regards to Morningstar Ratings (www.morningstar.com), the following applies:

©2025 Morningstar, Inc. All rights reserved. The information contained herein: (1) is proprietary to Morningstar and/or its content providers; (2) may not be copied or distributed; and (3) is not warranted to be accurate, complete, or timely. Neither Morningstar nor its content providers are responsible for any damages or losses arising from any use of this information. Past performance is no guarantee of future results.

With regards to MSCI ESG Fund Ratings (www.msci.com/our-solutions/esg-investing/esg-ratings), the following applies:

MSCI ESG Research LLC's ("MSCI ESG") Fund Metrics and Ratings (the "Information") provide environmental, social and governance data with respect to underlying securities within more than 31,000 multi-asset class Mutual Funds and ETFs globally. MSCI ESG is a Registered Investment Adviser under the Investment Advisers Act of 1940. MSCI ESG materials have not been submitted to, nor received approval from, the US SEC or any other regulatory body. None of the Information constitutes an offer to buy or sell, or a promotion or recommendation of, any security, financial instrument or product or trading strategy, nor should it be taken as an indication or guarantee of any future performance, analysis, forecast or prediction. None of the Information can be used to determine which securities to buy or sell or when to buy or sell them. The Information is provided "as is" and the user of the Information assumes the entire risk of any use it may make or permit to be made of the Information.

MSCI ESG Research LLC's ("MSCI ESG") Fund Metrics products (the "Information") provide environmental, social and governance data with respect to underlying securities within more than 23,000 multi-asset class Mutual Funds and ETFs globally. MSCI ESG is a Registered Investment Adviser under the Investment Advisers Act of 1940. MSCI ESG materials have not been submitted to, nor received approval from, the US SEC or any other regulatory body. None of the Information constitutes an offer to buy or sell, or a promotion or recommendation of, any security, financial instrument or product or trading strategy, nor should it be taken as an indication or guarantee of any future performance, analysis, forecast or prediction. None of the Information can be used to determine which securities to buy or sell or when to buy or sell them. The Information is provided "as is" and the user of the Information assumes the entire risk of any use it may make or permit to be made of the Information.

With regards to LSEG Lipper, the following applies:

The LSEG Lipper Fund Awards, granted annually, highlight funds and fund companies that have excelled in delivering consistently strong risk-adjusted performance relative to their peers.

The LSEG Lipper Fund Awards are based on the Lipper Leader for Consistent Return rating, which is an objective, quantitative, risk-adjusted performance measure calculated over 36, 60 and 120 months. The fund with the highest Lipper Leader for Consistent Return (Effective Return) value in each eligible classification wins the LSEG Lipper Fund Award. For more information, see lipperfundawards.com. Although LSEG Lipper makes reasonable efforts to ensure the accuracy and reliability of the data used to calculate the awards, their accuracy is not guaranteed.

In Bezug auf Citywire gilt:

Citywire information is proprietary and confidential to Citywire Financial Publishers Ltd ("Citywire"), may not be copied and Citywire excludes any liability arising out its use. Citywire Fund Manager Ratings and Citywire Rankings are proprietary to Citywire and ©Citywire 2025. All rights reserved.